

Mitigating risks on E&P operations



Human Energy®



Dave Minemier
Chevron Brasil
Deputy Country Manager

Rio de Janeiro
November 13, 2014

Strong Upstream Global Portfolio

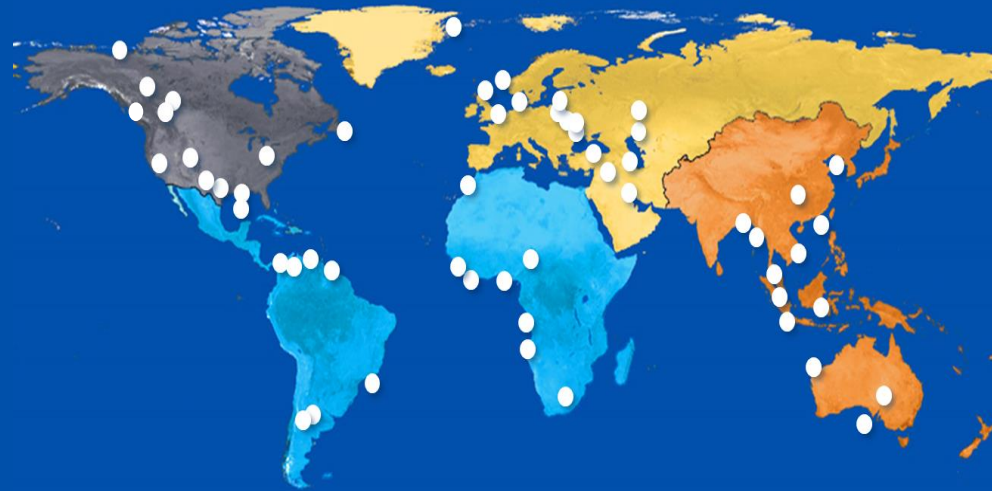


728 MBOED

■ North America

587 MBOED

■ Europe, Eurasia and Middle East



592 MBOED

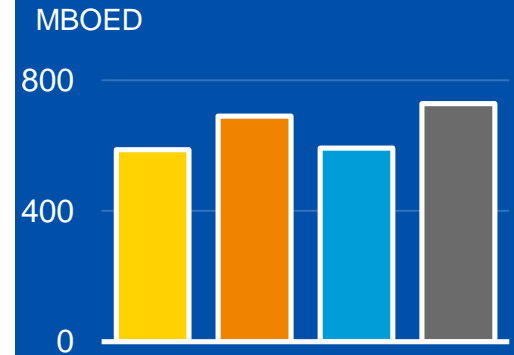
■ Africa & Latin America

690 MBOED

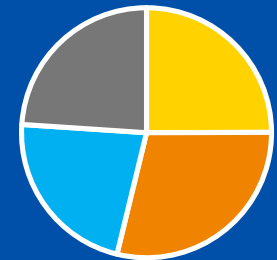
■ Asia-Pacific

● Area of Operation

2013 Production By Region



2013 Proved Reserves By Region



11.2 BBOE

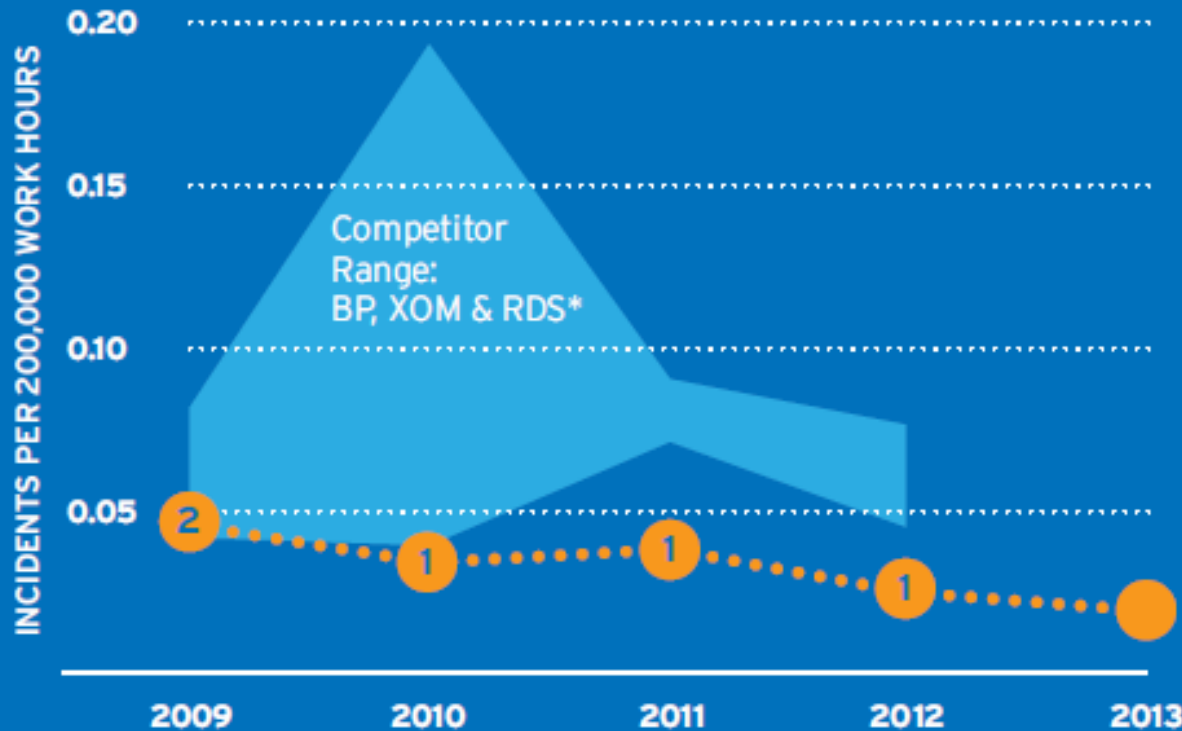
Long Term Presence in Latin America



Chevron brings unique experience base and technical expertise

- Onshore
- Offshore
- Unconventional
- Operated
- Non-operated
- *Empresa mixta*

A strong safety culture



TOTAL RATE:
Days Away From Work

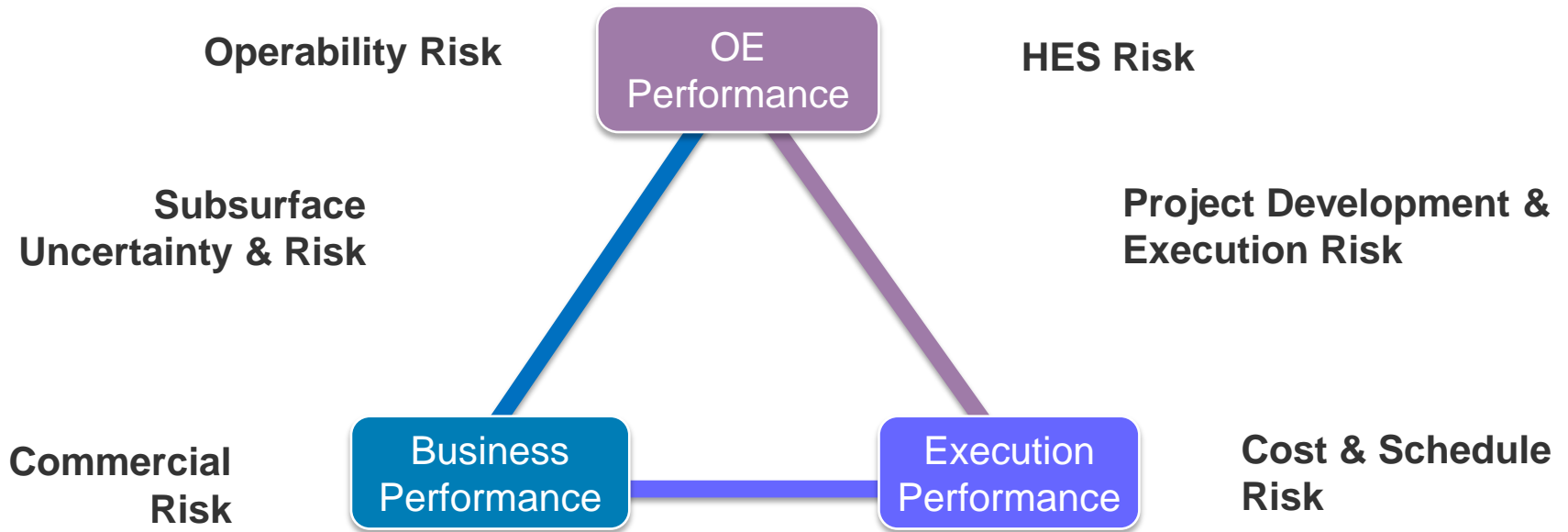
● Chevron rating relative to independent oil company competitors, "1" being the lowest rate

*Source: The data are publicly available from each company's annual sustainability reporting; British Petroleum plc (BP), ExxonMobil Corp. (XOM) and Royal Dutch Shell plc (RDS). XOM rates are lost-time incident rates. RDS rates are lost-time incident rates for injuries only. Competitor data for 2013 were not available at the time of publication.

Operational Risks in Exploration & Production



Exploration Production



Chevron Way – Operational Excellence – Project Management System

Delivering World-Class Performance



- Commitment to excellence
- Systematic approach
- Disciplined use of processes and tools
- Partnership
- Visible leadership

